


APPROVED AND TESTED
TO THE HIGHEST STANDARD



地暖工程目錄 FLOOR HEATING CATALOGUE

Version 2020



Tel: +852 2435 9962

Whatsapp: +852 9679 4289

Email: sales@easytechs.com.hk

Address: Room 322, 3/F, Park Fook Industrial Building, 615-617 Tai Nan West Street, Lai Chi Kok, Kowloon, HK

目錄

CONTENTS

- 1 INTRODUCTION | 簡介
- 2 PRODUCT | 產品
- 3 INSTALLATION | 安裝
- 4 REFERENCE | 項目
- 5 CERTIFICATION | 證書



01 簡介

Introduction

START





我們的承諾，不成功不收費!!! 給客戶最信心的保證

YOU HAVE OUR PROMISE, WE GUARANTEE NO PAYMENT WITHOUT SUCCESSFUL INSTALLATION

#註一註二註三

elements



DEVI

Smart Floor Heating
Business Potential
Wireless



Simple Fast Installation

Unbeatable Value

Best Quality

Free Detailed Quotation,
Free Design Service



原廠英國線材，15年產品保證，明碼實價，10年以上鋪設地暖經驗，杜絕隱藏式收費

We have more than 10 years' experience on underfloor heating project, Customer is always the first priority to us,

All product prices and service costs are listed, NO hidden charges.

註一) 本公司的專業技術人員於鋪設發熱線後會進行兩次測試，並與客戶代表核實及簽署確認該產品能正常運作。當第二次測試與客戶代表簽署確認後，如非任何人為導致損毀而令該卷發熱線不能正常運作，本公司將只會退回該卷有問題發熱線材料費用給客戶，額外的費用本公司不會承擔。註二) 本公司會提供安裝程序給客戶，並必須按照我們提供的施工步驟完成。註三) 本公司持有最後的決定權

ADVANTAGE of Choosing Easy Techs Floor Heating System

產品的生產和服務遍及全球 100 多個國家和地區

The production and service of our product is covering more than 100 nations and regions



英國 elements® 地暖系統主要經發熱線產生熱力, 按照實際面積進行鋪設, 並可配合大部份的地板物料 (包括: 雲石、瓷磚、木地板、實木地板及地氈等等...), 不論範圍大小也可選擇分區獨立控制, 並適用於住宅、酒店、小學、幼兒園、醫院及寵物店等等...

Elements, UK, underfloor heating system is mainly using the heating cable as a heat generator, covering the entire location base on the actual size of the area, various of floor surface (ceramic, porcelain, state and natural stone tiles, etc) are implementable, independent or sectional control is applicable no matter the size of area, suitable for residence, hotel, school, kinder garden, hospital and pet shop, etc.

品質和經驗

我們擁有20年以上處理和研究地熱能的經驗, 生產出來的各部份組件都十分堅固, 耐用, 可靠, 確保組合後的產品符合我們的要求, 我們每一件產品都是以高規格的设计思路來完成, 從而確保地熱能系統能達到客戶的各種要求, 這也是為什麼我們的產品得到各方優質認可的原因。

Quality & Experience

With over 20 years experience in specifying electric under floor heating solutions, elements has produced a range of robust, reliable and durable products to suit any requirement. Each of our products are designed to high specifications to ensure your underfloor heating solution meets the demands of your application, which is why our range is renowned for outstanding quality.



傳統暖氣和地熱能的區別

地熱能系統能夠有效消除不通風或者寒冷的區域, 完美的營造最舒服居住環境

Radiator vs Underfloor

Under floor heating systems are the perfect way to create the most comfortable living environments by eliminating drafts and cold zones. The install energy.

地暖的優勢

- 溫暖足部, 沒有揚塵, 不乾燥, 所以更舒適
- 每個房間獨立控制, 時間空間都隨心所欲
- 隱形系統, 美觀並節省空間
- 使用壽命長, 免維護, 無跑冒滴漏, 安全性高
- 不燃燒所以不產生二氧化碳, 無環境污染

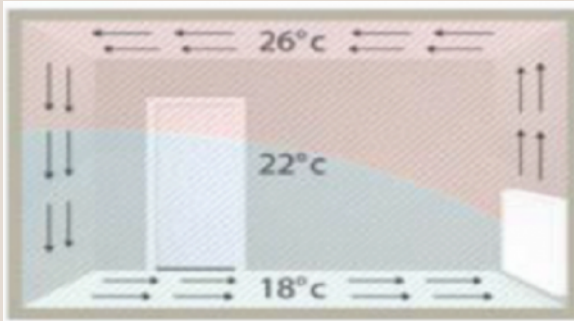
Advantage of Underfloor Heating

- No more cold feet or overheat above the waist, No dust, No dry out
- Independent control for each room/designated area, time control
- Invisible system, more spacious
- Long life, No malfunctioning, No risk, more safety
- No burning and less unnecessary carbon dioxide, more hygienic

ADVANTAGE of Choosing Easy Techs Floor Heating System

產品的生產和服務遍及全球 100 多個國家和地區

The production and service of our product is covering more than 100 nations and regions

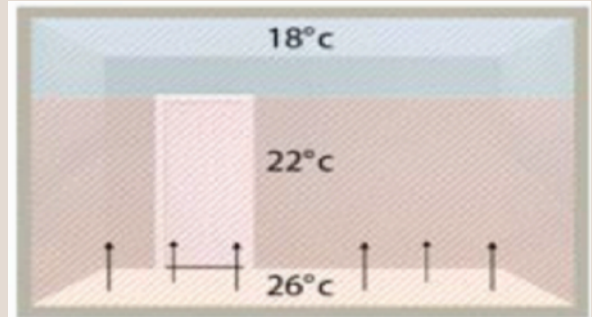


傳統暖氣

熱能向上沿著天花走,冷空氣在下方並不容易得到中和,形成了上熱下冷的狀態

Traditional Radiator

Circulates the heat up towards the ceiling where it is cooled off and then returns along the floor as cool draughts.



地熱能系統

熱能在地面從下而上均衡的分佈在室內各個角落,溫足而頂涼,就是最完美最舒適的居住環境

Elements Systems

Distributes the heat across the floor surface and then leaves the rest to the natural law that heat rises.

我們的優勢是覆蓋地暖線總厚度只需要 **15mm** (包括發熱線的厚度)

減少客戶不必要的工程洗費,原因有以下幾點:

1. 我們採用美國隔熱油漆取代隔熱PE版,可減少隔熱版的厚度 (一般厚度15mm以上),但也能達到相同理想效果.
2. 不需擔心地台不足夠高度而額外付費工程公司打低地台來乎合安裝地暖系統.
3. 安裝時間較快,而且可分區域安裝,不影響客戶工程進度.

THE STRENGTH OF OUR HEATING CABLE EMAT IS "THIN" WHICH IS ONLY **15MM** (INCLUDING THE THICKNESS OF HEARING CABLES), WHICH REDUCE UNNECESSARY COST OF IMPLANTING:

1. We use American insulating additive for paint oil which is thinner comparing of using PE board (normally 15mm thick or above), to achieve the exact same prefect heating effect
2. No worriment to additional cost from bringing down the height of the concrete floor for the implementation of underfloor heating system
3. Fast installation, can be installed from part to part separately, will not affect customer's progressing project

最終用戶：

- 享受健康足部採暖；足部比頭部溫度高3-5度時最舒適
- 最佳舒適享受及智能節能
- 採暖時間用戶自控；採暖溫度用戶自控
- 無安全隱患及故障隱患（如跑、冒、滴、漏等維護問題）
- 使用壽命長，無後顧之憂（暖線使用壽命長達30年以上，質量保證15年）
- 增大室內實際使用面積
- 適用於任何材質的地面（雲石、磚、天然石、木地板、實木地板等等）

End user :

- Enjoying healthy, nice and warm environment; no more cold feet or overheat above the waist; temperature of 3-5 Degree Celsius for human' s feet above head makes the coziness
- Less electrical cost comparing to traditional heating
- Controllable Time of heating and Temperature
- No rick, No potential malfunctioning (from kid' s running or get burn accidentally by touching heater' s surface, without gas or oil leaks)
- Long lasting life (life of heating cable last more than 30 years and 15 years warranty on quality assurance)
- More spacious without the need of traditional heaters
- Apply under variety of floor surface (ceramic, porcelain, state and natural stone tiles, etc)



02 產品

Product

START



SPECIFICATIONS & FEATURES

eMat Pro 100W/150W/200W

Overview

Bring an element of luxury to any tiled surface with the eMat Pro. This self-adhesive heating mat is specifically designed for fast and efficient installation directly onto concrete sub-based floors with minimal increase in floor height. The eMat Pro's twin conductor heating cable means there is no second tail to return to the thermostat, saving installation time and cost.

Specification

Cable thickness	3.5mm
Output	100W/m ² 150W/m ² 200W/m ²
Operating Voltage	230/240V
Cold tail connection lead	4m flat PVC, PVC 2 core with earth braid
Outer Sheath	PVDF
Insulation	FEP
Standards	Intertek S-Mark

Features

- Self-adhesive mesh
- Ultra thin heating cable
- Twin conductor heating cable
- Suitable for most floor surfaces
- 100% aluminium earth sheath



丹麥 Devi 控制器

Devi **Smart** Thermostat



- 輕觸式顯示屏.
- 集多功能於一身的控制器,除包括溫度調控及時間制外,更能儲存多達七日的喜好設定。
- 溫度控制器能因應每次使用的設定而作出自動調節,以保證不會耗費能源。
- 地板感應器能監控地板溫度。
- 制面備有白色及鉻色以供選擇,而控制器可固定於標準BS4662底箱。

- Touch Screen thermostat
- Flush mounted, fully programmable 7 day combined thermostat and timer incorporating a “one button does it all” type technology.
- The thermostats’ built in intelligence learns how each installation operates and adjusts the switching on time accordingly, on a daily b
- Monitors the floor temperature using a floor sensor (supplied with the controller).
- Available in polar white and chrome; both thermostats fit into a standard BS4662 single socket box.

丹麥 Devi 控制器

Devi **130** Thermostat



- 可用APPS 控制(Android or IOS).
- 輕觸式顯示屏
- 集多功能於一身的控制器,除包括溫度調控及時間制外,更能儲存多達七日的喜好設定。
- 溫度控制器能因應每次使用的設定而作出自動調節,以保證不會耗費能源。
- 地板感應器能監控地板溫度。
- 制面備有白色及鉻色以供選擇,而控制器可固定於標準BS4662底箱。
- Support Android or IOS APPS Control.
- Touch Screen thermostat
- Flush mounted, fully programmable 7 day combined thermostat and timer incorporating a “one button does it all” type technology.
- The thermostats’ built in intelligence learns how each installation operates and adjusts the switching on time accordingly, on a daily basis, which ensures minimal running costs.
- Monitors the floor temperature using a floor sensor (supplied with the controller).

丹麥 Devi 控制器

Devi **Touch** Thermostat



- 設計簡單的溫度控制面板可以用於控制地板感應器,以控制地板的溫度,未付有時間制裝置。
- 控制器可用作控制地板溫度及開關。
- 白色制面可安裝於標準BS4662底箱。
- A basic surface mounted thermostat which also uses a floor sensor to monitor the floor temperature, but with no timer
- The single dial on the 130 is used to control the temperature of the floor and also switch the system off.
- Available in polar white thermostats fit into a standard BS4662 single socket box.



03 安裝 Installation

START



BRIEF QUOTE AND INSTALLATION PROCEDURE

整體簡易詢價及安裝流程

Quote 詢價

Contact us and Provide relevant information such as floor plan, size of the area, location, etc. We shall come back to you the quotation, planning.

聯絡我們，提供相關資料，如平面圖，面積尺寸，地區等。我們會安排一份報價計劃圖給你。

01

Confirmation 確認

After discussion, back and forth queries, confirm to install. Settled advance payment, contact us to arrange site visit.

商談後，如客戶確認需要安裝，安排繳交預付款。我們會安排專員到現場量度及洽談分工做法

02

Site Visit 現場量度及洽談分工做法

We will visit the site, measure the size of the area, have meeting, provided indication on how the heating system should install.

專員到了現場會量度實際鋪設面積，會面現場電工，設計師，水泥師父，客戶等工程相關人員，提供安裝指示

03

Preparation and Installion 準備並安裝

Preparation: Platform is ready, Empty the installation area, contact us.

Installation: we work on paint Insulation, install Heating Cable, Cable Connection. Cable first resistance and thermo test. Contractor arrange to have screeding for Cable Protection ASAP.

準備：當地台弄好清空場地，聯絡我們安裝：專員會掃上隔熱油，鋪發熱網，接電。並進行線材電阻及熱能探測。如果沒問題，水泥師父要盡快鋪上英泥以保護發熱網的安全

04

Second Test 第二次測試

After Screeding protection, we will visit the site again to have Cable second test, making sure everything is under planning. If second test is passed, cable is save and workable. Second payment will be settled after this stage.

當英泥保護做好後，專員會去做第二次發熱網的電阻及熱能探測測試。在這個階段如果發熱線運作正常，基本上就沒問題。客戶在這階段需要繳付第二次款項

05

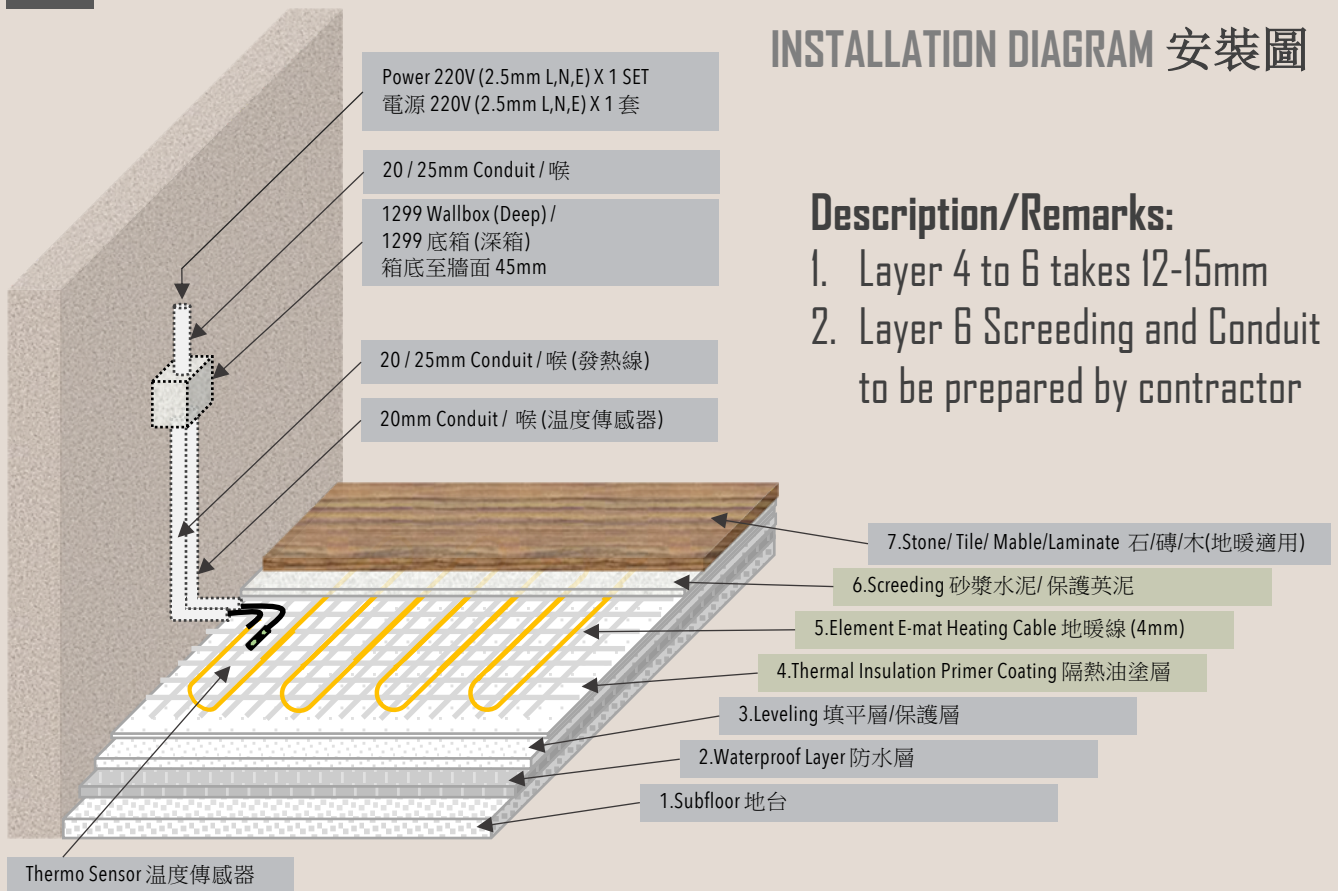
Thermostat Installation 面控安裝

Contact us when wall finishing is done, or ready to install the thermostat. we will visit the site to do the installation and setup. It will be completion after that. Balance payment will be settled then.

當牆面做好或者可以安裝面控的時候請聯絡我們。專員會上去安裝面控並簡單介紹用法。完成後沒問題客戶則繳付餘下款項

06

INSTALLATION DIAGRAM 安裝圖



Description/Remarks:

1. Layer 4 to 6 takes 12-15mm
2. Layer 6 Screeding and Conduit to be prepared by contractor

安裝細節:

1. 事先牆身需要安裝一個電制底箱用於調溫制及兩條最少 20mm 或以上的導線管直到地台以作安裝發熱線及溫度感應線之用，現場的泥水師傅需要在地暖系統施工前平整地台面。
2. 本司技術人員會量度需要安裝地暖系統的範圍，以決定所須的發熱線及隔熱油漆，確保線材能按照實際面積進行施工。
3. 在安裝發熱線前，先行塗上美國專用的隔熱油漆令熱力只向上滲透，而達到最好的發熱效能
4. 當技術人員鋪設發熱線到一端的盡頭時，可將具黏性的白色網線剪斷，這樣就可以彈性改變安裝的方向，使其發熱線能有效地使用於需要的範圍
5. 當確保發熱線固定於地面上後，客戶需於 24 小時內安排泥水師傅鋪上水泥，以防止發熱線受到損毀
6. 泥水工程完成就可以進行鋪上地磚或地板及安裝調溫制便可完成整個地暖系統工序

INSTALLATION:

1. We need to install electric box on the wall with two conduits at least 20mm thick or above, connected to the floor mainly for the heating cable and temperature sensor cable. Solid plasterer need to make sure the concrete floor is finalized before the installation
2. We have technician to calculate the size of the area in order to determine the quantity of mat and insulating additive for paint oil and to ensure the area can all be covered before the installation
3. Before the installation, we will use American patent oil paint to cover dedicated area for heat isolation, this can prevent the heat loss going downward for better effect
4. E-Mat has the white sticky cable which can be cut off to accommodate different turning during the installation, hence it will not be a problem whatsoever regarding to the shape of your room, all to be covered.
5. After the installation of underfloor heating cable, Solid plasterer needed to be arranged to do plastering within 24 hours in order to prevent any damage of the heating cable.
6. After plastering, floor surface (ceramic, porcelain, state and natural stone tiles, etc. can be implanted, followed by installation of the thermostat, the underfloor heating system will then be completed



04 項目 Reference

START



工作 項目

JOB REFERENCE

RESIDENTIAL 住宅項目

- 貝沙灣南岸 Pokfulam-Bel-Air South Tower
- 白建時道渣甸山住宅 Perkins Road, Jardines Lookout
- 南區·左岸 Marina South
- 跑馬地地利安閣 Happy Valley Leon Court
- 渣甸山花園大廈 Jardine's Lookout Garden Mansion
- 跑馬地蔚豪苑 Happy Valley Nicholson Tower
- 跑馬地藍塘大廈 Happy Valley Blue Pool Mansion
- 干德道天匯 39 Conduit Road
- 貝沙灣 Pokfulam-Bel-Air
- 將軍澳天晉(覆式單位)TKO-The Wings
- 西半山康苑 Mid-Levels-West-Cliffview Mansions
- 尖沙咀名鑄 Tsim Sha Tsui - The Masterpiece
- 九龍站擎天半島 Kowloon Station - Sorrento
- 中半山嘉富麗苑 Mid-Levels-Central-Clovelly Court
- 小西灣藍灣半島 Siu Sai Wan - Island Resort
- 大坑春暉8號 Tai Hang - The Signature
- 大坑春暉8號 Tai Hang - The Signature
- 薄扶林貝沙灣 Pokfulam-Residence Bel-Air
- 太古城翠湖台 Tai Koo Shing-Tsui Woo Terrace
- 屯門茵翠豪庭 Tuen Mun-Villa Pinada
- 畢架山畢架山峰 Beacon Hill - Mount Beacon
- 淺水灣 - 陽明山莊 Repulse Bay - Parkview
- 紅磡海名軒 Hung Hom - Harbourfront Landmark
- 將軍澳 - The Parkside
- 九龍站凱旋門 Kowloon Station - The Arch
- 九龍站君臨天下 Kowloon Station - The HarbourSide
- 九龍站濠日居 Kowloon Station - The Waterfront
- 九龍站天璽 Kowloon Station - The Cullinan
- 山頂松柏新村 Evergreen Villa, The Peak
- 九龍塘嘉皇臺 Kowloon Tong - The Palace
- 奧運站一號銀海 Olympic Station - One SilverSea
- 馬鞍山馬鞍山中心 Ma On Shan Centre
- 半山區恆柏園 Western Mid-levels-Park View Court
- 半山區詩禮花園 Repulse Bay-Celestial Garden
- 青衣綠悠雅苑 Tsing Yi - Greenview Villa
- 半山區花園台 Mid-Levels-Central -Garden Terrace
- 半山區世紀大廈 Mid-Levels - Central - Century Tower
- 何文田懿薈 HoManTin- Forfar
- 半山區地利根德閣 Mid-Levels - Central - Tregunter
- 貝沙灣南岸 Pokfulam-Bel-Air South Tower
- 跑馬地雲地利台 Happy Valley - Ventris Place
- 半山梅道一號 The Mayfair
- 貝沙灣南岸 Pokfulam-Bel-Air South Tower
- 黃大仙天馬苑 Tin Ma Court
- 西半山慧苑 Mid-Levels - West - Wisdom Court
- 大圍溱岸8號The Riverpark
- 中半山帝景園 Mid-Levels - Central - Dynasty Court
- 山頂欣怡居 The Peak-Peak Oasis
- 深水灣春暉園 Shouson Hill Road-Springfield Gardens
- 美孚曼克頓山 Mei Foo-Manhattan Hill
- 跑馬地禮頓山 The Leighton Hill - Happy Valley
- 跑馬地樂景臺 Happy Valley-Happy View Terrace
- 跑馬地逸廬 Happy Valley-Rose Court
- 跑馬地惠園 Happy Valley-Fairville Garden
- 山頂紀園 34 Stubbs Road, Craigmount
- 山頂嘉慧園 Mid-Levels Grenville House
- 半山蔚皇居 Mid-Levels Valverde
- 半山松柏新村 Mid-Levels Evergreen Villa
- 九龍塘畢架山一號 Kowloon Tong One Beacon Hill
- 中半山嘉慧園 Mid-Levels - Central - Grenville House
- 上水御林皇府 The Royal Oaks
- 寶馬山威景臺 North Point - Mid-Levels - Viking Villas
- 北角威景臺North-Point Viking-Villas
- 鴨脷洲 - 南灣 Ap Lei Chau - Larvotto
- 跑馬地 永安新邨 72-82 Blue Pool Road Wing On Lodge
- 半山寶雲道2號富匯豪庭 Regence Royale 2 Bowen Road
- 南灣嘉麟閣 South Bay Ruby Court
- 碧苑大廈 半山寶珊道6號 6 Po Shan Road
- 東半山松柏新村 Mid-Levels - East - Evergreen Villa
- 中半山蔚皇居 Mid-Levels-Central-Valverde
- 中半山嘉富麗苑 Mid-Levels-Central -Clovelly Court
- 司徒拔道34號紀園 34 Stubbs Road-Craigmount
- 馬鞍山海典居 Ma On Shan - villa oceania
- 大角咀瓏璽 Tai Kok Tsui - Imperial Cullinan
- 大埔逸瓏灣頂層連天台 Tai Po - Mayfair by the sea
- 羅便臣道80號 No.80 Robinson Road

工作 項目

JOB REFERENCE

HOUSE + SHOW FLAT 獨立屋 + 示範單位

- 元朗錦繡花園 Yuen Long Fairview Park
- 白建時道渣甸山別墅 Perkins Road, Jardines Lookout villa
- 屯門龍鼓灘全幢 Tuen Mun Lung Kwu Tan
- 大埔比華利山別墅 Tai Po - The Beverly Hills
- 大埔聚豪天下 Tai Po - Tycoon Place
- 大埔康樂園 Tai Po - Hong Lok Yuen
- 山頂枸士甸山道別墅 Austin Peak Road House
- 火炭匡怡居 Fo Tan - Conifer Lodge
- 上水天巒 Sheung Shui - Valais
- 九龍塘喇沙道獨立屋 Kowloon Tong- House
- 黃金海岸蟠龍半島 Gold Coast - Beaulieu Peninsula
- 赤柱村道別墅(示範單位) Stanley Village Road- Show Flat
- 淺水灣布力徑(獨立屋) Repulse Bay - Black's Link (House)
- 火炭寶柏苑 Fo Tan - Windsor Park
- 西貢海濱別墅 Clear water bay - Solemar Villas
- 上水御林皇府別墅 Sheung Shui - The Royal Oaks House
- 錦上路獨立屋6000尺 Kam Sheung Road 6000' House
- 大潭道別墅 Tai Tam Road House
- 沙田渣甸山別墅 Sha Tin Jardine's House
- 山頂聶歌信山道8號獨立屋 No.8 Mount Nicholson House
- 九龍塘羅福道獨立屋 Kowloon Tong - Norfolk Road House

VILLA + RESORT 別墅及特色住宅 (國內+澳門)


- 中山雅湖半島 (複式單位)
- 中山梵登 (複式單位)
- 中山雅居樂名門別墅
- 深圳香蜜湖別墅
- 深圳歡樂海岸別墅
- 深圳水謝山別墅
- 深圳純水岸
- 澳門壹號湖畔 One Macau Central (複式單位)



05 證書 Certification

START [>](#)

Certificate



Reference No. 1614336

Floor heating system

Type designation SmartMat 100-*, SmartMat 150-*, SmartMat 200-*, elements 100*, elements 150*, elements 200*

Certificate holder **Edison House Trading Limited**
Edison House, Edison Close
Ransomes, Europark
Ipswich Suffolk IP3 9GU
United Kingdom

The product complies with the standard(s) EN 60335-1:2012+A11
EN 60335-2-96:2002+A1+A2
EN 62233:2006

Date of expiry 6 October 2020

EU Directive information According to the principle of presumption of conformity, this certificate constitutes support for an EC Declaration of Conformity and CE marking according to the Low Voltage Directive 2014/35/EU.

Additional information in Appendix.

Certification Body Intertek Semko AB, Product Certification Place Kista - Stockholm

Signed  Date 2 August 2016
Paul Klemets Page 1 of 3

This certificate is issued in accordance with the terms and conditions set out in the Appendix.



歐洲美洲最權威安全性認證

THE MOST AUTHORITATIVE CERTIFICATION IN EUROPE AND AMERICA

壽命30年 質保15年

英國ELEMENTS地暖線使用壽命長，無後顧之憂
(暖線使用壽命長達30年以上，質量保證15年)

UNITED KINGDOM LONG LASTING
"ELEMENTS" FLOOR HEATING
CABLE, NO WORRIMENT OF BACK
UP PROBLEMS
(life of heating cable last more than
30 years and 15 years warranty on
quality assurance)



Reference No. 1614336

Technical data

Type designation SmartMat 100-*, SmartMat 150-*, SmartMat 200-*, elements 100-*, elements 150-*, elements 200-*

Rated Voltage (V) 230

Rated Power (W) 100-1400, 150-2100, 200-2800

Frequency (Hz) 50/60

Brand names SmartMat, elements

IP-Class X7

Product information * indicates the size of the mat measured in square meters with a maximum size of 14 m²

Mat area m ²	100 W/m ²	150 W/m ²	200 W/m ²
	Total Wattage 230V	Total Wattage 230V	Total Wattage 230V
1.0	100-	150-	200-
1.5	150-	225-	300-
2.0	200-	300-	400-
2.5	250-	375-	500-
3.0	300-	450-	600-
3.5	350-	525-	700-
4.0	400-	600-	800-
4.5	450-	675-	900-
5.0	500-	750-	1000-
6.0	600-	900-	1200-
7.0	700-	1050-	1400-
8.0	800-	1200-	1600-
9.0	900-	1350-	1800-
10.0	1000-	1500-	2000-
11.0	1100-	1650-	2200-
12.0	1200-	1800-	2400-
13.0	1300-	1950-	2600-
14.0	1400	2100	2800

This Certificate is for the exclusive use of Intertek's Client and is provided pursuant to the Certification agreement between Intertek and its Client. Intertek's responsibility and liability are limited to the terms and conditions of the agreement. Intertek assumes no liability to any party, other than to the Client in accordance with the agreement, for any loss, expense or damage occasioned by the use of this certificate. Only the Client is authorized to permit copying or distribution of this certificate and then only in its entirety. Use of Intertek's Certification mark is restricted to the conditions set out in the agreement. Any further use of the Intertek name for the sale or advertisement of the treated material, product or service must first be approved in writing by Intertek. Initial Factory Assessments and Follow-up Services are for the purpose of ensuring appropriate usage of the Certification mark in accordance with the agreement. They are not for the purposes of production quality control and do not relieve the Client of their obligations in this respect.